
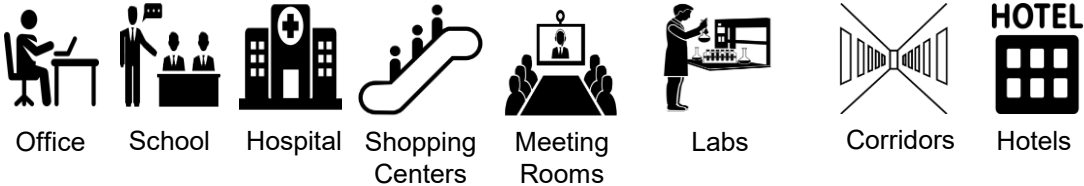


Glint Surface Mounted Downlight Lighting Fixtures



General Application Areas



General Information

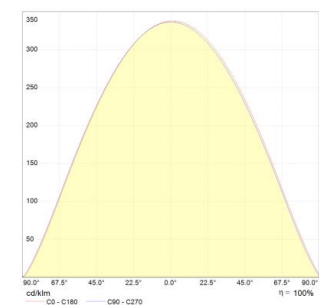
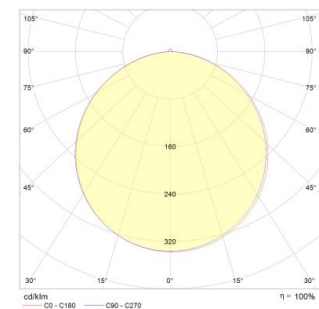
Glint Downlight lighting fixtures are indispensable fixtures for general lighting areas of offices, public buildings, hospitals and schools.

Glint Downlight luminaires provide a simple, stylish and homogeneous lighting to the spaces thanks to the diffuser that is resistant to UV radiation and has high light transmittance.

The Opal PMMA Diffusers used have passed glow wire tests and meet the standards. Ral 9016 coded electrostatic powder coated body is produced with aluminum injection technique.

The luminaire body produced by aluminum injection method offers a definitive solution to light leaks in your projects. In this way, unlike its counterparts, IP40 protection is provided. Thanks to the quick cable connection, the luminaire does not need to be opened. This makes maintenance work very easy. The LEDs used in the luminaire are LM80 and TM21 certified and have a lifetime of over 50,000 hours. European origin drivers provide automatic temperature control and protection against voltage peaks. Optionally; DALI, corridor function, 1-10V dimming and emergency lighting kit application is available.

Optical Beam Angles



Glint Surface Mounted Downlight Lighting Fixtures

Highlights

How to use	: Surface Mounted
Safe deposit box	: Aluminum Injection
Diffuser	: High Transmittance UGR: <19 Opal Diffuser
Protection Class	: IP40
Impact Resistance	: IK02
Size	: 3" / 4" / 6" / 8"
Led	: L70 > Mid Power LED with 60,000 Hours Lifetime
Driver	: ENEC, CE Certified Drive with 5 Years Warranty

Optical and Electrical Properties

Consumption Power	: 24 W	Input Frequency	: 50 ~ 60 Hz
Total Lumens	: 2400LM (±%5)	Power Factor	: ≥ 0.9
Combined Flash Index (UGR)	: <20	Max Voltage Withstand	: 2kV
Effectiveness Factor	: 100 L/W	Color Temperature	: 2700K ∞ 6500K
System Voltage	: 200-240V AC	CRI	: 80 CRI
THD-(Total Harmonic Distortion)	: <%20		

Other Features

Operating Temperature	: -20° ~ +35°C	Driver Lifetime	: Ta=50°C 50,000 hours
Led Lifetime	: L70 > 60.000 hours		

Opsiyonel Özellikler

Color Temperature	: 2700K, 3000K, 5000K, 6500K	Automation/DIM Compatibility	: DALI, 1-10V, Phase Cut, BasicDIM Wireless
KİT Compatibility	: 1, 3 hours		

Glint Surface Mounted Downlight Lighting Fixtures

Product Variations

Product Code	Power	Input Voltage	CCT	Efficiency Factor(lm/W)	Luminous Flux	Light Angle	Dimensions	Weight (gr)	Body Color	Mounting Type
GLN-008SM-01201-830-9016	8W	220V-240VAC	3000K	>100	800Lm	120°	3"	0,280	White	Surface Mounted
GLN-008SM-01201-840-9016	8W	220V-240VAC	4000K	>100	800Lm	120°	3"	0,280	White	Surface Mounted
GLN-008SM-01201-865-9016	8W	220V-240VAC	6500K	>100	800Lm	120°	3"	0,280	White	Surface Mounted
GLN-008SM-01201-830-9005	8W	220V-240VAC	3000K	>100	800Lm	120°	3"	0,280	Black	Surface Mounted
GLN-008SM-01201-840-9005	8W	220V-240VAC	4000K	>100	800Lm	120°	3"	0,280	Black	Surface Mounted
GLN-008SM-01201-865-9005	8W	220V-240VAC	6500K	>100	800Lm	120°	3"	0,280	Black	Surface Mounted
GLN-012SM-01201-830-9016	15W	220V-240VAC	3000K	>100	1200Lm	120°	4"	0,400	White	Surface Mounted
GLN-012SM-01201-840-9016	15W	220V-240VAC	4000K	>100	1200Lm	120°	4"	0,400	White	Surface Mounted
GLN-012SM-01201-865-9016	15W	220V-240VAC	6500K	>100	1200Lm	120°	4"	0,400	White	Surface Mounted
GLN-012SM-01201-830-9005	15W	220V-240VAC	3000K	>100	1200Lm	120°	4"	0,400	Black	Surface Mounted
GLN-012SM-01201-840-9005	15W	220V-240VAC	4000K	>100	1200Lm	120°	4"	0,400	Black	Surface Mounted
GLN-012SM-01201-865-9005	15W	220V-240VAC	6500K	>100	1200Lm	120°	4"	0,400	Black	Surface Mounted
GLN-018SM-01201-830-9016	18W	220V-240VAC	3000K	>100	1800Lm	120°	6"	0,670	White	Surface Mounted
GLN-018SM-01201-840-9016	18W	220V-240VAC	4000K	>100	1800Lm	120°	6"	0,670	White	Surface Mounted
GLN-018SM-01201-865-9016	18W	220V-240VAC	6500K	>100	1800Lm	120°	6"	0,670	White	Surface Mounted
GLN-018RM-01201-830-9005	18W	220V-240VAC	3000K	>100	1800Lm	120°	6"	0,670	Black	Surface Mounted
GLN-018SM-01201-840-9005	18W	220V-240VAC	4000K	>100	1800Lm	120°	6"	0,670	Black	Surface Mounted
GLN-018SM-01201-865-9005	18W	220V-240VAC	6500K	>100	1800Lm	120°	6"	0,670	Black	Surface Mounted
GLN-024SM-01201-830-9016	24W	220V-240VAC	3000K	>100	2400Lm	120°	8"	1	White	Surface Mounted
GLN-024SM-01201-840-9016	24W	220V-240VAC	4000K	>100	2400Lm	120°	8"	1	White	Surface Mounted
GLN-024SM-01201-865-9016	24W	220V-240VAC	6500K	>100	2400Lm	120°	8"	1	White	Surface Mounted
GLN-024SM-01201-830-9005	24W	220V-240VAC	3000K	>100	2400Lm	120°	8"	1	Black	Surface Mounted
GLN-024SM-01201-830-9005	24W	220V-240VAC	4000K	>100	2400Lm	120°	8"	1	Black	Surface Mounted
GLN-024SM-01201-865-9005	24W	220V-240VAC	6500K	>100	2400Lm	120°	8"	1	Black	Surface Mounted
GLN-032SM-01201-830-9016	32W	220V-240VAC	3000K	>90	3200Lm	120°	8"	1,05	White	Surface Mounted
GLN-032SM-01201-840-9016	32W	220V-240VAC	4000K	>90	3200Lm	120°	8"	1,05	White	Surface Mounted
GLN-032SM-01201-865-9016	32W	220V-240VAC	6500K	>90	3200Lm	120°	8"	1,05	White	Surface Mounted
GLN-032M-01201-830-9005	32W	220V-240VAC	3000K	>90	3200Lm	120°	8"	1,05	Black	Surface Mounted
GLN-032SM-01201-830-9005	32W	220V-240VAC	4000K	>90	3200Lm	120°	8"	1,05	Black	Surface Mounted
GLN-032SM-01201-865-9005	32W	220V-240VAC	6500K	>90	3200Lm	120°	8"	1,05	Black	Surface Mounted

Glint Surface Mounted Downlight Lighting Fixtures

Technical Drawing (Side View) and Connection Diagram



3"
Downlight
8W



4"
Downlight
15W



6"
Downlight
18W



8"
Downlight
24W-32W

Shipment Information for Products

Product Code	Power	Product Weight (kg)	Parceled Product Weight (kg)	Volume(m3)	Desi	Qty per Parcel	Boxed Product Dimensions (cm)
GLN-008SM-01201-830-9016	8W	0,280	5,6	0.407	6,78	20	22 x 22 x 42
GLN-012SM-01201-830-9016	15W	0,400	8	0.635	10,58	20	27 x 28 x 42
GLN-018SM-01201-830-9016	18W	0,670	13,4	1.213	20,22	20	38 x 38 x 42
GLN-024SM-01201-830-9016	24W	1	10	0.504	16	10	25 x 48 x 40
GLN-032SM-01201-830-9016	32W	1,05	10,5	0.483	16,11	10	25,5 x 48 x 39,5