



## General Information

- 180 degree directional LED headlamp
- SMD Power LED application
- Long LED life (30,000 hours)
- Activation by interruption of the non-switched phase
- Emergency in case of low mains voltage
- 3 hours working time in case of emergency
- Battery charge indicator with green LED
- Emergency test button
- Maintenance-free Lead Acid Battery
- Battery overcharge and discharge protection
- Constant voltage, current protected charging circuit
- Wall mounting possibility
- ABS housing (IP65), Powder coated sheet metal housing (IP20)
- Optional 110 VAC compatibility
- Emergency headlamp on - off switch (IP20)

## Technical Specifications

<b>Power</b>	:9W
<b>Input Voltage</b>	:230 VAC 50/60 Hz
<b>Power Factor</b>	:>0,50
<b>Battery Charging Time</b>	:24 hours
<b>Battery Type</b>	:12V Lead Acid
<b>Luminous Flux</b>	:>1340 lm
<b>Light Angle</b>	:120°
<b>Color Temperature (CCT)</b>	:6500K
<b>Color Rendering Index (CRI)</b>	:80+
<b>IP Protection Class</b>	:IP 65
<b>Box Dimensions</b>	:128 x 238x 203
<b>Weight</b>	:4,50 kg
<b>Test Standards</b>	:EN 60598-1, EN 60529, LM 79-18, EN 60598-2-22

## Optical and Electrical Properties

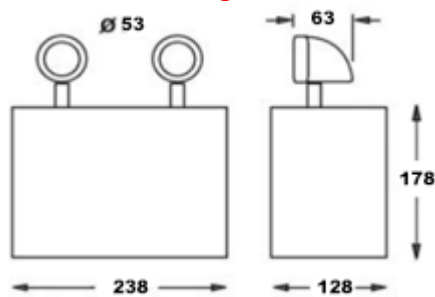
<b>Body / Diffuser</b>	ABS housing (IP65), Powder coated sheet metal housing (IP20)	<b>CE Marking</b>	Yes
<b>Color Options</b>	White	<b>RoHS Compliance</b>	Yes
<b>Light Source</b>	2x9W LED	<b>Lifetime</b>	≥60,000 Hours
<b>Impact Resistance</b>	IK 08	<b>Operating Temperature</b>	+0-40 °C ... +40 °C
<b>Total Harmonic Distortion</b>	<%20		

## Product List

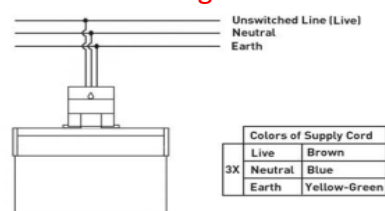
Product Code	Emergency Burn Time	Grid Drawn Power	Power Factor(PF)	Mode Study	Light Intensity (Emergency)	Routing Shape	Weight (kg)	Box Dimension (mm)
TRT-009SM-01201-865-02E3	3 hours	< 9W (Maximum)	>0,50 (Maximum)	Emergency	>1340 lm	Surface Mounted	4,50	128 x 238x 203
TRT-009SM-01201-865-02E3	3 hours	< 9W (Maximum)	>0,50 (Maximum)	Emergency	>1340 lm	Surface Mounted	4	88x 238 x 198

- \* In an emergency: Illuminates only when power is cut.

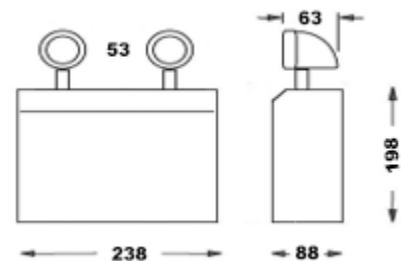
### Technical Drawing / Surface Mounted IP65



### Connection Diagram IP65



### Technical Drawing / Surface Mounted IP20



### Connection Diagram IP20

