



General Information

- Selectable intermittent on or steady on model,
- Battery charge indicator with green LED,
- Emergency test button,
- Emergency testing of the product without disconnecting the mains connection when the product is pressed with the red LED,
- Emergency testing of the product by disconnecting the mains connection with the optional on/off switch,
- High temperature type Ni-Cd or Ni-Mh battery,
- Selectable 1 hour or 3 hours run time,
- Class 2 (Class II) earthing-free construction,
- Indoor and outdoor use in the ethanol luminaire class,
- Polycarbonate body and glass,
- High energy savings,
- Long LED life (50,000 hours),
- Activation by interruption of the non-switched phase,
- Emergency response in case of low mains voltage,
- 3 hours working time in case of emergency,
- High temperature resistant, industrial grade Ni-Cd battery,
- Battery overcharge and discharge protection,
- Possibility of wall, ceiling or suspended ceiling mounting,

MOON EMERGENCY LIGHTING FIXTURE

Technical Specifications

Power	:3 W
Input Voltage	:200-240 V AC 50/60 HZ
Power Factor	:>0.50
Battery Charging Time	: 24 hours
Battery Type	:3,6V Ni-Cd / 7,2V Ni-Cd / 7,2V Ni-Mh
Luminous Flux	:375lm
Light Angle	:120°
Light Source	: 20 x SMD LED
Color Temperature (CCT)	:6500K
Color Rendering Index (CRI)	:80+
IP Protection Class	:IP 65
Dimensions	:110 x 340 x 62
Weight	:0,650 kg
Test Standards	:EN 60598-1, EN 60529, LM 79-18, EN 60598-2-22
Warranty Period	:2 Years

Optical and Electrical Properties

Body / Diffuser	Polycarbonate	CE Marking	Yes
Color Options	White	RoHS Compliance	Yes
Light Source	LED	Lifetime	≥60,000 Hours
Impact Resistance	IK 08	Operating Temperature	-5 °C ... +40 °C
Total Harmonic Distortion	<%20		

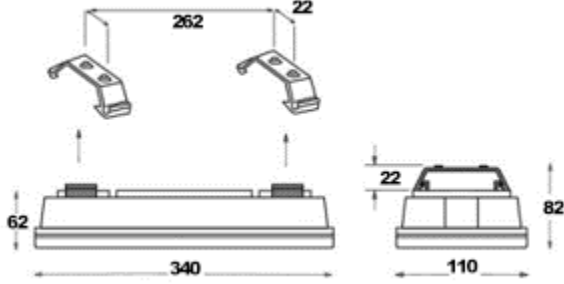
Product List

Product Code	Emergency Burn Time	Battery Type.	Grid Drawn Power	Power Factor(PF)	Study Mode	Light IntensityIn Energy/Emergency	Routing Type	Weight (kg)	Dimension (mm)
MON-001SM-01201-865-01E3	3 hours	3.6V 900 mAh Ni-Cd	4	0,58	Continuous	115 lm * 105 lm / 74 lm**	Flush / Surface Mounted	0,650	110 x 340 x 62
MON-001SM-01201-865-02E3	3 hours	3.6V 900 mAh Ni-Cd	1.21	0,31	Emergency	115 lm / 90 lm**	Flush / Surface Mounted	0,650	110 x 340 x 62
MON-002SM-01201-865-02E3	3 hours	3.6V 1800 mAh Ni-Cd	1.73	0,39	Emergency	250 lm / 195 lm**	Flush / Surface Mounted	0,710	110 x 340 x 62
MON-003SM-01201-865-02E3	3 hours	3.6V 3000 mAh Ni-Cd	2.38	0,43	Emergency	375lm / 293 lm**	Flush / Surface Mounted	0,800	110 x 340 x 62
MON-004SM-01201-865-02E3	3 hours	3.6V 4000 mAh Ni-Cd	3.24	0,49	Emergency	500 lm / 390 lm**	Flush / Surface Mounted	0,870	110 x 340 x 62
MON-006SM-01201-865-02E3	3 hours	7.2V 3000 mAh Ni-Cd	3.36	0,54	Emergency	750 lm/585 lm**	Flush / Surface Mounted	1,015	110 x 340 x 62
MON-008SM-01201-865-02E3	3 hours	7.2V 4000 mAh Ni-Mh	3.45	0,55	Emergency	1000lm / 780 lm**	Flush / Surface Mounted	1,015	110 x 340 x 62

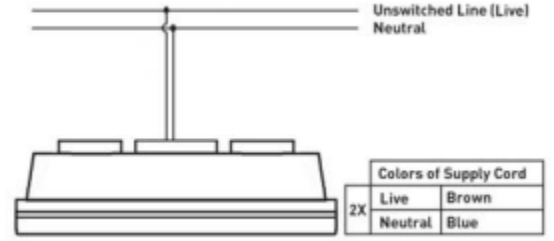
- * Continuous : Illuminates when power is on and off.
- ** Emergency : It illuminates only when the power is cut.
- *** For lumen values, the larger value indicates the measurement at 60 seconds and the smaller value indicates the value at the end of 3 hours.

MOON EMERGENCY LIGHTING FIXTURE

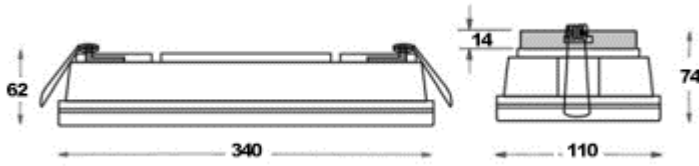
Technical Drawing / Surface Mounted



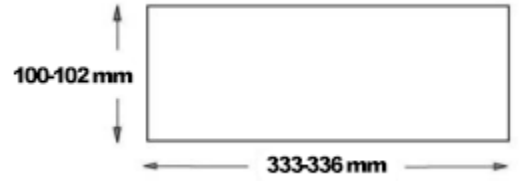
Connection Diagram



Technical Drawing / Under Plaster



Flush Mounting Dimension



Product Layout Information (1W)

Açık Alan Aydınlatması (min. 0,5 lux için)

Kaçış Yolu Aydınlatması (min. 1 lux için)

Montaj Yüksekliği (m)	Armatür Duvar Arası Mesafe (m)	Armatür Armatür Arası Mesafe (m)	Montaj Yüksekliği (m)	Armatür Duvar Arası Mesafe (m)	Armatür Armatür Arası Mesafe (m)
2,00	2,00	3,00	2,00	2,00	3,50
2,50	2,25	4,00	2,50	2,25	4,25
3,00	2,75	4,75	3,00	2,50	4,50
3,50	2,75	5,50	3,50	2,50	5,00
4,00	2,75	6,00	4,00	2,25	5,25

Product Layout Information (3W)

Açık Alan Aydınlatması (min. 0,5 lux için)

Kaçış Yolu Aydınlatması (min. 1 lux için)

Montaj Yüksekliği (m)	Armatür Duvar Arası Mesafe (m)	Armatür Armatür Arası Mesafe (m)	Montaj Yüksekliği (m)	Armatür Duvar Arası Mesafe (m)	Armatür Armatür Arası Mesafe (m)
2,00	3,00	5,50	2,00	3,00	5,75
2,50	3,50	6,75	2,50	3,50	7,00
3,00	4,00	7,75	3,00	4,00	7,75
3,50	4,25	8,50	3,50	4,25	8,50
4,00	4,50	9,25	4,00	4,25	9,25