

Elegance Market Lighting Fixture 25W



60 CM



General Application Areas



Markets



Factories



Sports Halls



Airports



Office

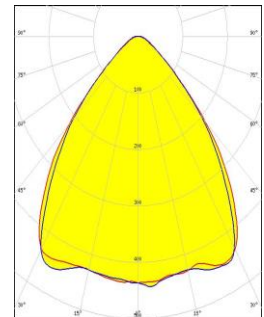
Information

Elegance Series Market Lighting Fixture is designed to replace traditional products with fluorescent light source, especially in grocery stores, industrial plants, warehouses and sports facilities with ceiling heights from 2.5m to 6 meters.

LED light source food lighting fixtures showcase your products at their best by highlighting their colors and textures to make them look fresh, tasty and attractive. It has been determined that UV or color enhancing filters are not effective in preventing food from changing color, but our fixtures designed with LED technology display your food in the most effective way without exposure to UV or infrared rays. By appealing to the visual perception of your customers, you can preserve the freshness of your products and increase your sales.

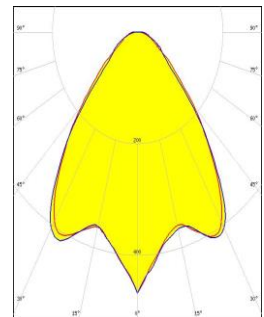
The better your food looks, the fresher, tastier, more attractive and appetizing it is perceived. Our led food lighting fixtures show your product with the best color rendering ratio. It allows you to present it in a way that you can almost taste it by highlighting its colors and textures. In this way, by appealing to the visual perception of your customers, you can enable your customers to buy even the products that are not on their list and increase your turnover.

Optical Beam Angles



F13853_FLORENCE-Z90

90°



F16261_FLORENCE-Z90-B

90°

Elegance Market Lighting Fixture

25W

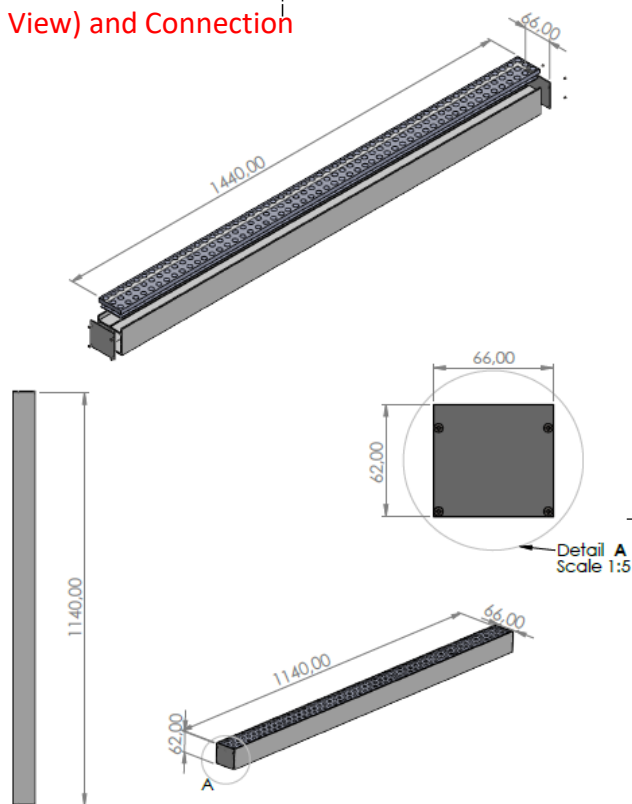
Technical Specifications

Body	:Aluminum Extrusion
IP Protection Class	:IP 40
Luminous Flux	:3600 lm
Light Source	:LED
Test Standards	:TS EN 60598TS, EN 60529, TS EN 62031TS, EN 62262, TS IEC TR 62471TS, EN 62722-2-1

Optical and Electrical Properties

Power	25W	Light Angle	90°
CE Marks	Yes	Power Factor	>0,9
Optic	PMMA / PC	Max Voltage Withstand	2kV
Effectiveness Factor	144 lm/W	Color Temperature	3000K/4000K/5000K/6500K
Input Voltage	200-240 V AC 50/60 HZ	CRI	>80
Total Harmonic Distortion	<%15	Input Voltage	200-240 V AC 50/60 HZ
Dimensions	580x66x62 mm	Weight	2.98 kg

Technical Drawing (Side View) and Connection Diagram



Product Variations

Product Code	Power	Input Voltage	CCT	Luminous Flux	Light Angle	Dimensions	Weight	Area of Use
SHL-050SM-00901-9016	25W	200-240 V AC 50/60 Hz	4000K/5000K/6500K	3600lm	90°	580X66X62mm	2980	Surface Mounted
SHL-050PM-00901-9016	25W	200-240 V AC 50/60 Hz	4000K/5000K/6500K	3600lm	90°	580X66X62mm	2980	Pendant